

**Sayı** : 38591462-010.07.03-2022-196

13.01.2022

**Konu** : ICS COVID-19 Güncel Duyurusu

Sirküler No: 45

Sayın Üyemiz,


Uluslararası Deniz Ticaret Odası (International Chamber of Shipping-ICS) tarafından gönderilen 10 Ocak 2022 tarihli Ek-1'de sunulan yazıda, Dünya Sağlık Örgütü'nün (World Health Organization-WHO) yayınladığı, ülkelerden bildirilen "Koronavirüs" (COVID-19) akut solunum yolu hastalık vaka tablosunu içeren güncel istatistiksel bilgiler Odamıza iletilmiştir.

Bahse konu yazıda, 10 Ocak 2021 tarihi itibarıyla toplam 271.963.258 adet COVID-19 vakası tespit edildiği, mevcut durumda 220 ülke ve bölgeden vaka bildirildiği belirtilmekte olup, rapor tarihi itibarıyla en fazla COVID-19 vakası tespit edilen ilk 12 ülke, COVID-19 salgını vaka ve vefat sayılarının olduğu tablo ve ülkeler hakkında güncel bilgiler bulunmaktadır.

Yazıda ayrıca, COVID-19 salgınıyla mücadele kapsamında uygulanan iyi örnekler ile ülkeler tarafından sürdürülen aşı programları hakkındaki gelişmelere ait bilgilerin yanı sıra aşağıdaki konulara yer verilmektedir.

1. Dünya Sağlık Örgütü tarafından oluşturulan, COVID-19'a yönelik haftalık epidemiyolojik ve operasyonel güncel bilgilerin bulunduğu bültenin (<https://bit.ly/3nhIXen>) adresinde,
2. Dünya Sağlık Örgütü'nün COVID-19 Aşı Takip web sitesinin (<https://bit.ly/3K9zrne>) adresinde,
3. Uluslararası Sivil Havacılık Örgütü (International Civil Aviation Organization – ICAO) tarafından hazırlanan ICAO COVID-19 Ekonomik Etki belgesinin (<https://bit.ly/3GEJBud>) web adresinde,
4. COVID-19 vakalarına yönelik hazırlanan ve günlük olarak güncellenen veri kaynağına (<https://bit.ly/3nnvykN>) adresinde,
5. Denizcilere aşı uygulanan tüm limanların listesinin (<https://icma.as/vaccines/>) adresinde yer aldığı belirtilmektedir.
6. Ayrıca, acil tıbbi bakıma ihtiyaç duyulması veya bir naaşın ülkesine geri gönderilmesinin reddedilmesi durumunda denizcilik firmalarının, etkilenen denizcinin durumu, geminin IMO numarası ve konumu ile ilgili ayrıntıları [Natalie.Shaw@ics-shipping.org](mailto:Natalie.Shaw@ics-shipping.org) adresine ileterek, ilgili üye devletle iletişime geçilmesi için Birleşmiş Milletler kurumlarının bilgilendirmelerini sağlamaları istenmektedir.
7. Gemilerde aşuların karıştırılması ve oksijen taşınmasıyla ilgili iki yeni belge de dahil olmak üzere Uluslararası Denizcilik Sağlığı Birliği (International Maritime Health Association-IMHA) tarafından hazırlanan ICS Covid Rehberi'nin (<https://bit.ly/3tnByxL>) adresinden

**Bu belge, 5070 sayılı Elektronik İmza Kanuna göre Güvenli Elektronik İmza ile İmzalanmıştır.**



Evrak Doğrulamak İçin : <https://ebys.denizticaretodasi.org.tr/enVision/Dogrula/BS56DFJE2>  
 Bilgi için: Alper Mergen Telefon: 0212 252 01 30/246 E-Posta: [alper.mergen@denizticaretodasi.org.tr](mailto:alper.mergen@denizticaretodasi.org.tr)  
 Meclis-i Mebusan Caddesi No:22 34427 Fındıklı-Beyoğlu-İSTANBUL/TÜRKİYE  
 Tel : +90 (212) 252 01 30 (Pbx) Faks: +90 (212) 293 79 35  
 Web: [www.denizticaretodasi.org.tr](http://www.denizticaretodasi.org.tr) E-mail: [iletisim@denizticaretodasi.org.tr](mailto:iletisim@denizticaretodasi.org.tr) KEP: [imeakdto@hs01.kep.tr](mailto:imeakdto@hs01.kep.tr)



indirilebileceği belirtilmektedir.

8. Dünya Sağlık Örgütü tarafından hazırlanan ve birçok değişiklik yapılarak güncellenen rehber WHO web sayfasından ulaşılabileceği bildirilmektedir.

Bilgilerinize arz/rica ederim.

Saygılarımla,

*e-İmza*

İsmet SALİHOĞLU  
Genel Sekreter

**Ek:ICS'in 10.01.2022 Tarihli Yazısı (12 sayfa)**

Dağıtım:

Gereği:

- Tüm Üyeler (WEB sayfası ve e-posta ile)
- İMEAK DTO Şube ve Temsilcilikleri
- Türk Armatörler Birliği
- S.S. Armatörler Taşıma ve İşletme Kooperatifi
- GİSBİR (Türkiye Gemi İnşa Sanayicileri Birliği Derneği)
- VDAD (Vapur Donatanları ve Acenteleri Derneği)
- TÜRKLİM (Türkiye Liman İşletmecileri Derneği)
- KOSDER (Koster Armatörleri ve İşletmecileri Derneği)
- Yalova Altınova Tersane Girişimcileri San.ve Tic.A.Ş.
- UTİKAD (Uluslararası Taşımacılık ve Lojistik Hizmet Üretenleri Derneği)
- Türk Uzakyol Gemi Kaptanları Derneği
- GEMİMO (Gemi Makineleri İşletme Mühendisleri Odası)

Bilgi:

- Yönetim Kurulu Başkan ve Üyeleri
- İMEAK DTO Şube YK Başkanları
- İMEAK DTO Çevre Komisyonu
- İMEAK DTO Meslek Komite Başkanları

**Bu belge, 5070 sayılı Elektronik İmza Kanuna göre Güvenli Elektronik İmza ile İmzalanmıştır.**



Evrakı Doğrulamak İçin : <https://ebys.denizticaretodasi.org.tr/enVision/Dogrula/BS56DFJE2>  
Bilgi için: Alper Mergen Telefon: 0212 252 01 30/246 E-Posta: [alper.mergen@denizticaretodasi.org.tr](mailto:alper.mergen@denizticaretodasi.org.tr)  
Meclis-i Mebusan Caddesi No:22 34427 Fındıklı-Beyoğlu-İSTANBUL/TÜRKİYE  
Tel : +90 (212) 252 01 30 (Pbx) Faks: +90 (212) 293 79 35  
Web: [www.denizticaretodasi.org.tr](http://www.denizticaretodasi.org.tr) E-mail: [iletisim@denizticaretodasi.org.tr](mailto:iletisim@denizticaretodasi.org.tr) KEP: [imeakdto@hs01.kep.tr](mailto:imeakdto@hs01.kep.tr)





Walsingham House  
35 Seething Lane  
London  
EC3N 4AH

Tel +44 20 7090 1460

[info@ics-shipping.org](mailto:info@ics-shipping.org) | [ics-shipping.org](https://ics-shipping.org)

This Circular and its attachments (if any) are confidential to the intended recipient and may be privileged. If you are not the intended recipient, you should contact ICS and must not make any use of it.

10 January 2022

**COVID-19(22)01**

**TO: LABOUR AFFAIRS COMMITTEE  
ALL MEMBERS & ASSOCIATE MEMBERS  
BIWEEKLY MEMBERS MEETING PARTICIPANTS  
INTERNATIONAL ASSOCIATION GROUP PARTICIPANTS**

**FORTNIGHTLY COVID-19 UPDATE AS OF 10 JANUARY 2021**

**Action Required: *Members are invited to note that 271,963,258 Confirmed cases of COVID-19 2,695,247 additional cases have been confirmed since the last report 9.91% increase in reported cases. 531,019,003 fatalities recorded = 8.97 % growth since the last report. 220 territories have cases. 9,126,987,353 vaccine doses given.***

- [WHO weekly update reports](#) and [WHO vaccine Tracker website](#)
- [ICAO Covid 2022 Economic Impact document](#)
- Open access to in the daily-updated repository of cases
- Global ports currently administering vaccinations to Seafarers are listed Here. Advise additional locations to [Natalie.Shaw@ics-shipping.org](mailto:Natalie.Shaw@ics-shipping.org).
- Members should advise all shipping companies to tell them immediately if someone requires **emergency medical care or if repatriation of a body is denied**. Please then send details regarding the case, vessel IMO number location and situation of the seafarer affected to [Natalie.Shaw@ics-shipping.org](mailto:Natalie.Shaw@ics-shipping.org) to ensure the UN agencies are immediately notified to lobby the member state concerned.
- ICS Covid Guidance documents can be downloaded [here](#) including IMHA documents relating to mixing vaccines and Oxygen carriage onboard ship
- WHO has recently updated its interim guidance which now includes a significant number of changes compared to the previous document. The document is available in the WHO website ([An implementation guide for the management of COVID-19 on board cargo ships and fishing vessels: interim guidance, 23 December 2021 \(who.int\)](#)).

**SITUATION IN NUMBERS BY WHO REGION FOR 10 JANUARY 2021**

	Cases	Deaths
Global	271,963,258	531019003
Americas	108,806,129c	2,422,138
Europe	108,040,601	1,690,621
South-East Asia	45,406,693	723,553
Eastern Mediterranean	17,277,716	316,701
Africa	7,542,653c	158,056
Western Pacific	11,841,165c	158,221

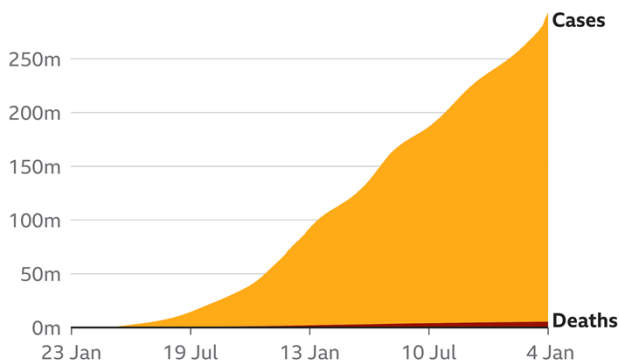
	TOP 12 COUNTRIES	MOST CASES YESTERDAY	HIGH FATALITIES YESTERDAY
1	USA	US	USA
2	India	France	Russian Federation
3	Brazil	Italy	South Africa
4	UK	UK	India
5	France	India	Germany
6	Russia	Argentina	UK
7	Turkey	Australia	France
8	Germany	Turkey	Italy
9	Italy	Germany	Ukraine
10	Spain	Canada	Vietnam
11	Iran	Portugal	Turkey
12	Argentina	Greece	Mexico

**Global Update**

According to the BBC 5 days ago Covid-19 continues to spread globally, with nearly 300 million confirmed cases and more than five million deaths reported across almost 200 countries. The BBC data is higher than that quoted above by WHO, but this may be due to reporting methodology differences.

The US, India and Brazil have had the most confirmed cases, followed by the UK, Russia and France. Very few places remain untouched.

More than 290m coronavirus cases worldwide



Source: Johns Hopkins University, data to 4 Jan



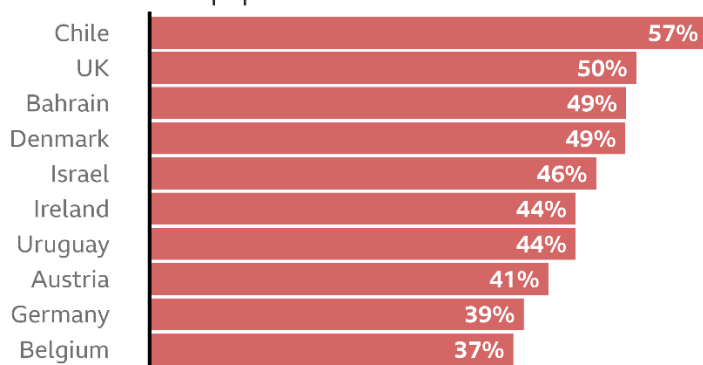
Deaths are rising in some areas; however official figures may not fully reflect the true number in many countries. Data on excess deaths, measuring how many more people die than expected based on previous few years, may better indicate the actual situation.

## Global Vaccine Rollout

Nearly every global nation is now administering vaccines and publishing rollout data, while at least 89 countries and territories have moved on to booster jabs. Our World in Data reports that the total number of doses given per 100 people, mostly first doses and over 50% of people have been fully vaccinated on every continent except Africa, where the figure is below 10%. Some countries have secured more vaccine doses than their populations need, while lower-income countries are relying on the global COVAX plan, which seeks to ensure everyone in the world can access a vaccine. Of those countries that have started booster campaigns, Chile, the UK and Bahrain have currently vaccinated the largest proportion of people.

### Percentage of people to have received booster

Countries with a population of at least one million



Note: Percentages are for a country's total population, while not all age groups have been offered a booster. Not all countries have released data on booster jabs

Source: Our World in Data, updated 4 Jan



## Where are cases still high?

Daily cases have begun to rise in most regions due in part to the new Omicron variant. Studies suggest that Omicron which has quickly become dominant in numerous countries is milder than the Delta variant, but far more contagious. WHO has warned that combination of the two variants is causing a "tsunami" of new infections.

### Asia

Asia, which was the centre of the initial outbreak in China in early 2020, has seen cases falling in recent weeks. However, there are fears that a sharp rise in daily cases in India could signal a third wave within coming weeks. The official death toll in India is over 480,000 and it has recorded about 35 million cases - second only to the US.

### China

According to the BBC, China has put a second city into total lockdown after three asymptomatic Covid cases were discovered. Yuzhou with a population of 1.1 million - saw its transport system shut down and all but essential food stores closed overnight. It

follows a similar lockdown in Xi'an, where 13 million were confined to their homes since 23 December.

The strict measures proceed the Lunar New Year and the Winter Olympics in Beijing. With nearly a month until the Games start, the foreign ministry assured reporters China had "formulated an efficient and highly effective defence system". As part of this system, thousands of staff and volunteers started entering a bubble on Tuesday, to have no physical contact with the outside world in order to limit the spread. Participants and international media arriving to cover the Games will also enter the bubble on arrival in China, where they will remain for all their stay.

The bubbles fit with China's "Covid-zero" policy, which has focussed on eradicating the virus rather than live with it over the past two years.

In Yuzhou, some 700km (434 miles) south-west of Beijing, officials said that "to curb and quash the epidemic within the shortest amount of time is a high-priority political task" for both citizens and government employees.

All residents had to remain indoors, with only those involved in containing the disease allowed to leave.

A similar policy has been in place in Xi'an, western China, for almost two weeks. It reported 95 symptomatic cases on Monday, down from a peak of over 150 per day at the height of the outbreak, according to Reuters. But while the strict lockdown appears to reduce case numbers, it has caused other issues. Social media posts suggest amid worries over food shortages.

Covid first appeared in China and up until a few weeks ago the government had managed to contain it to such a level that new cases were negligible and mainly arose from people arriving from abroad.

Beijing's "dynamic zero Covid" strategy combines mass vaccination with a regime of constant testing, nationwide monitoring of people's movements, temperature-taking and phone apps. These amount to hyper vigilance about any new outbreak - if and when one is spotted the reaction is severe.

China has followed this approach since the start as the leaders consider anything less would cause illness and death on a scale that would be politically, economically and socially unacceptable. The ruling Communist Party were credited with containing the virus early on after it spread beyond China's borders - and diverting from that would undermine its credibility. Add to that the prestige attached to - safely - hosting another Olympic Games in a few weeks' time and the fast-approaching Chinese New Year mass migration of millions across China and there is little doubt the government will remain committed to "zero Covid" for the foreseeable future.

## **Japan**

Please note the latest information below kindly provided by the Japanese Shipowners Association.

To prevent Omicron variant affections, MLIT strongly requested shipping companies minimize crew changes (kindly not to call in Japan without cargo works). Despite the criteria below, MLIT requests seafarers stay in a hotel during quarantine or waiting to board and conduct PCR testing every 3 days even if seafarers are vaccinated. The list

below is for seafarers coming by air only. If the on-signer is a "close-contact" with an infector of the omicron variant, he must stay in a designated accommodation prepared by the authority. During which, they must take PCR testing every two days. If it shows positive, they must be hospitalized. For seafarers, while the vessels stay in Japanese ports (before departure from the final Japanese port) after joining, the close contact must take a PCR testing every two days and hospitalized after turning positive.

OMNICRON	Quarantine Period			PCR Test Required		
	10 days	6 days	3 days	Day 3	Day 6	Day 10
Angola	Yes			Yes	Yes	Yes
Botswana,	Yes			Yes	Yes	Yes
Democratic Republic of the Congo	Yes			Yes	Yes	Yes
Eswatini	Yes			Yes	Yes	Yes
Lesotho	Yes			Yes	Yes	Yes
Malawi	Yes			Yes	Yes	Yes
Mozambique	Yes			Yes	Yes	Yes
Namibia	Yes			Yes	Yes	Yes
Republic of South Africa	Yes			Yes	Yes	Yes
Zambia	Yes			Yes	Yes	Yes
Zimbabwe	Yes			Yes	Yes	Yes
Denmark		Yes		Yes	Yes	
France,		Yes		Yes	Yes	
Germany		Yes		Yes	Yes	
Italy as for Germany						
Kenya		Yes		Yes	Yes	
Korea		Yes		Yes	Yes	
the Netherlands as for Germany						
Nigeria		Yes		Yes	Yes	
Norway		Yes		Yes	Yes	
Portugal		Yes		Yes	Yes	
Sweden as for Denmark						
Tanzania		Yes		Yes	Yes	
The United Kingdom,		Yes		Yes	Yes	
The USA (New York, Hawaii, California, Florida, Illinois, Massachusetts and Texas)		Yes		Yes	Yes	
Argentina as for Australia						
Australia (ACT, New South Wales, Northern Territory, Queensland, Victoria)			Yes	Yes		
Austria,			Yes	Yes		
Brazil (Sao Paulo)			Yes	Yes		
Belgium			Yes	Yes		
Canada			Yes	Yes		
Chile			Yes	Yes		
Croatia			Yes	Yes		
Cyprus			Yes	Yes		

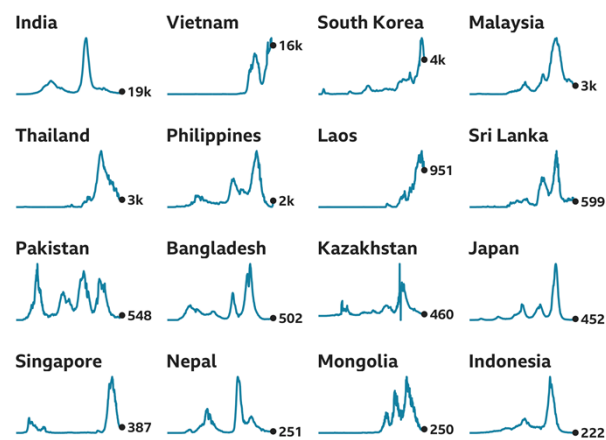
Czech		Yes	Yes		
Ecuador		Yes	Yes		
Egypt,		Yes	Yes		
Estonia		Yes	Yes		
Finland		Yes	Yes		
Ghana,					
Georgia as for Ghana		Yes	Yes		
Greece		Yes	Yes		
Hungary		Yes	Yes		
Iceland		Yes	Yes		
India (Karnataka, Kerala, Maharashtra, Rajasthan),		Yes	Yes		
Ireland,		Yes	Yes		
Israel,		Yes	Yes		
Lebanon as for Israel,					
Lichtenstein		Yes	Yes		
Lithuania					
Luxembourg as for Lithuania		Yes	Yes		
Nigeria		Yes	Yes		
Pakistan,		Yes	Yes		
Peru as for pakistan					
Poland		Yes	Yes		
Reunion		Yes	Yes		
The Russian Federation		Yes	Yes		
Slovakia		Yes	Yes		
Slovenia		Yes	Yes		
Spain,		Yes	Yes		
Switzerland as for Poland,					
Trinidad and Tobago		Yes	Yes		
Tanzania,					
UAE as or USA		Yes	Yes		
The United States of America (except New York and Hawaii)		Yes	Yes		
DELTA & Others	Quarantine Period	PCR Test Required			
	10				
	days	6 days	3 days	Day 3	Day 6
				Day 10	
Trinidad and Tobago,		YES		Yes	Yes
Venezuela,		YES		Yes	Yes
			Yes		
Colombia				Yes	
Costa Rica,			Yes	Yes	
Dominican Republic,			Yes	Yes	
Haiti,			Yes	Yes	
Mongolia			Yes	Yes	
Morocco,			Yes	Yes	
Nepal,			Yes	Yes	
Philippines,			Yes	Yes	
Suriname,			Yes	Yes	
Turkey,			Yes	Yes	



Ukraine, Uzbekistan			Yes Yes	Yes Yes		
------------------------	--	--	------------	------------	--	--

### Trend in confirmed cases in Asia

Seven-day averages from Jan 2020 to 3 Jan 2022, ordered by highest current values. Each country on its own scale.

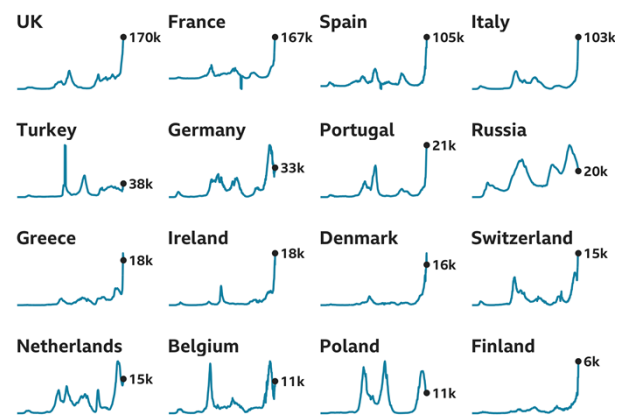


Note: Figures over the past ten days may be subject to reporting delays, or figures from multiple days being released together.

Source: Johns Hopkins University, national public health agencies **BBC**

### Trend in confirmed cases in Europe

Seven-day averages from Jan 2020 to 3 Jan 2022, ordered by highest current values. Each country on its own scale.



Note: Figures over the past ten days may be subject to reporting delays, or figures from multiple days being released together. French government data revised down on 20 May, affecting rolling average.

Source: Johns Hopkins University, national public health agencies **BBC**

## Europe

Several European countries have increased the scale of their vaccine and booster campaigns after seeing a spike in infections due to the Omicron variant. The UK is currently seeing more daily cases on average than anywhere else in Europe, but hospitalisations and deaths have been greatly reduced due to its vaccination rollout. France, Spain and Italy are also experiencing a rapid increase in infections at the moment.

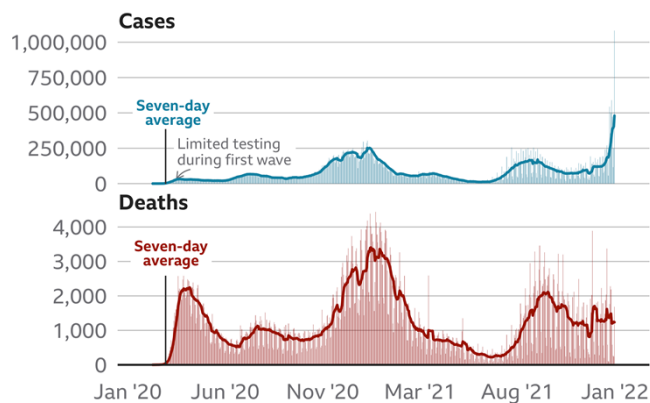
## North America

The US has recorded nearly 60 million cases and over 820,000 deaths - the highest figures in the world - and it is now seeing a renewed surge in infections. Dr Anthony Fauci, the country's chief adviser on infectious disease, has warned that the new wave could have a serious impact on health services across the country.

The death rate in Canada is far lower than its neighbour's but it is also seeing a rise in the number of daily cases at the moment due to the Omicron variant.

A record 1,080,211 cases were reported last Monday - the highest one-day tally of new cases anywhere in the world, according to Johns Hopkins University. Omicron now accounts for the majority of cases in the US. President Biden, who is facing criticism over his response, called for schools to stay open despite the surge.

## Daily reported cases and deaths in the US



Note: Figures over the past ten days may be subject to reporting delays, or figures from multiple days being released together.

Source: Johns Hopkins University

BBC

### **The US has recorded more than one million new Covid cases as officials warn the peak of a fast-spreading Omicron surge is still to come.**

While rates of death and hospital admissions in the US have been far lower in recent weeks than in previous infection spikes, the number of hospital admissions has been steadily rising.

The country is now facing "almost a vertical increase" in cases, said top US pandemic adviser Anthony Fauci, adding that the peak may be weeks away.

Mr Biden acknowledged on Tuesday that there has been "concern and some considerable confusion about the rising cases" but reiterated that most hospital admissions and deaths from Covid are among the unvaccinated, and that the US has enough vaccines to fully jab every eligible citizen.

"We know kids can be safe while they're in school. That's why I believe schools should remain open," he said. Omicron has also led to school districts across the US postponing the return of students to classrooms following the Christmas break due to rapid spread of the variant and subsequent staffing shortages. There are also concerns over challenges in securing rapid tests for students and teachers.

Detroit, which is experiencing an all-time high infection rate of 36% city school officials announced schools will remain closed. Other major school systems, including Atlanta, Milwaukee, Cleveland and Newark, announced postponements or a return to virtual classes.

In New York City, the largest school district in the US, schools remained open. The New York Times reported, however, that approximately one third of parents kept their children at home over Covid-19 fears. Across the US, over 450,000 children returned to temporary remote learning in the past week due to the variants, the Times reported.

Hospital admissions are rising, and the surge has led to increased criticism of the President, who vowed to "shut down the virus." In recent weeks he has tried to place responsibility on state and local governments, requesting them to encourage vaccination, mask use and social distancing measures. Last Tuesday, the President announced that an order of Pfizer pills, which treat Covid infection doubled from 10m to 20m pills, but these take months to manufacture, meaning the additional order will take at least six months.

Dr Fauci meanwhile told ABC on Monday that "a fair number" of the tens of millions of Americans who are unvaccinated will contract severe disease.

## Latin America

New cases in the worst-hit countries have fallen recently, but cases appear to be rising in some places. Argentina, Colombia, Bolivia and Peru are among the countries seeing an uptick in infections at the moment. WHO warned that rising infections and increased social interaction over the holiday period may increase cases, hospitalisations, and deaths in coming weeks. Brazil was the worst-hit country in the region, with over 22 million cases and about 620,000 deaths - the world's second highest official death toll. Peru has seen over 200,000 deaths and the highest number of deaths by population size - over 600 deaths for every 100,000 people.

### Trend in confirmed cases in Latin America & Caribbean

Seven-day averages from Jan 2020 to 3 Jan 2022, ordered by highest current values. Each country on its own scale.



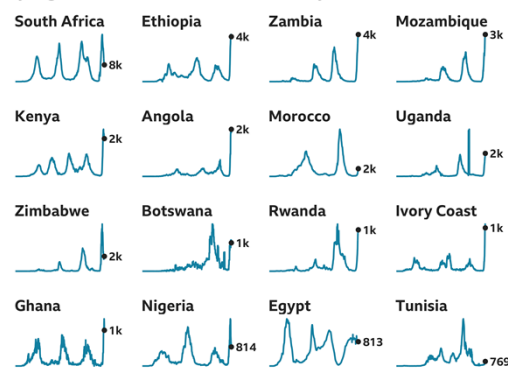
Note: Figures over the past ten days may be subject to reporting delays, or figures from multiple days being released together.

Source: Johns Hopkins University, national public health agencies



### Trend in confirmed cases in Africa

Seven-day averages from Jan 2020 to 3 Jan 2022, ordered by highest current values. Each country on its own scale.



Note: Figures over the past ten days may be subject to reporting delays, or figures from multiple days being released together.

Source: Johns Hopkins University, national public health agencies



## Africa

Africa has seen about 10 million cases and over 230,000 deaths - but the true extent of the pandemic across the continent is unknown as testing rates are low. According to official figures, South Africa has been worst hit with over three million confirmed cases and nearly 100,000 deaths. It was the first country to identify Omicron which led to a sharp increase in infections - although the rise in deaths was not as dramatic. Several African nations currently have rising cases, including Ethiopia, Zambia and Mozambique.

## Uganda

Schools in Uganda have fully reopened, almost two years after the pandemic started. This was one of the world's longest closures since the virus forced governments to close schools back in March 2020. Students will join the next class and there will be targeted work to give them a chance to catch up. Uganda's national planning authority projected that at least 30% of all students who were in school before the pandemic may never return.

## Middle East

Several Middle Eastern countries have seen severe outbreaks of Covid since the pandemic began. The official death toll in Iran, the region's worst-hit country, is over 130,000 with over six million confirmed cases. Neighbouring Iraq has seen nearly 25,000

deaths and over two million confirmed cases. Daily infections are currently falling in both countries.

## **Israel**

Israel currently has the most daily cases in the region, but its vaccination rollout has been highly successful to minimise hospitalisations and deaths. It has now begun administering a fourth vaccine dose to people aged over 60 and to healthcare workers.

Israel has approved a fourth vaccine dose for the immunocompromised and the elderly in care homes. Israel's top health adviser says the surge of Omicron cases could see Israel reach Covid herd immunity. Nachmann Ash said the country would pay a price for this and wanted to see herd immunity achieved via vaccinations instead. Herd immunity describes protecting a population from a disease, either by enough people being vaccinated or by people having developed antibodies by having the disease.

Up to four million people could be infected by the end of January. Prime Minister Naftali Bennett has admitted his current policy will not prevent a big rise in infections. On Sunday, he said a fourth Covid-19 vaccine would be offered to people over 60 and medical staff. He previously insisted the aim is to prevent a spike in serious illness while keeping the economy open, despite not ruling out another lockdown.

Confirmed daily infections in Israel have quadrupled to over 3,500 in 10 days, but deaths have not seen a similar rise. Prof Ash said a surge in Omicron cases was inevitable. "The price of herd immunity is very many infections, and that may end up happening. The numbers need to be high to reach herd immunity, it's something that is possible.... But we don't want to reach it by means of infections, but as a result of many people vaccinating."

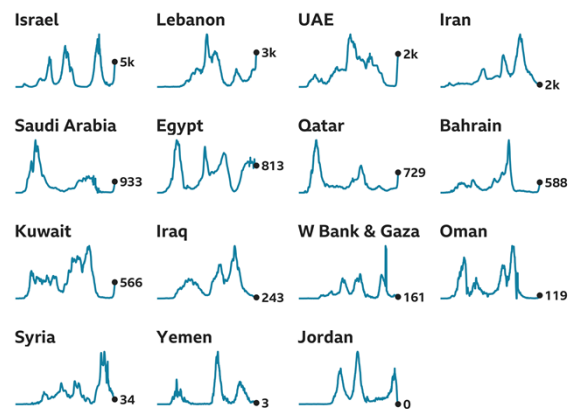
Salman Zarka, of the health ministry's coronavirus taskforce, said herd immunity was not guaranteed. Meanwhile the Weizmann Institute, warned cases would soon outstrip Israel's testing capacity, preventing identification of new infections. It predicted between two - four million people would be infected over the next three weeks but less people would suffer severe illness than in the last wave and urged people to get vaccinated.

About two-thirds of Israel's population of over nine million are fully vaccinated, which the health ministry defines as having either a third dose or recently a second dose. Yet, many eligible for a third dose have not yet had one. Israel has already approved a fourth vaccine dose for immuno-compromised people and the elderly in care homes.

Meanwhile just over 25% of Palestinians have been fully vaccinated, according to Our World in Data. The Palestinians have received vaccine doses from Israel, Russia, China, the UAE and the global Covax vaccine-sharing initiative. UN experts have criticised Israel's failure to fully extend its vaccination programme to Palestinians under its control. The Israelis said the Palestinians were responsible for Palestinian Territory health matters.

**Trend in confirmed cases in Middle East**

Seven-day averages from Jan 2020 to 3 Jan 2022, ordered by highest current values. Each country on its own scale.



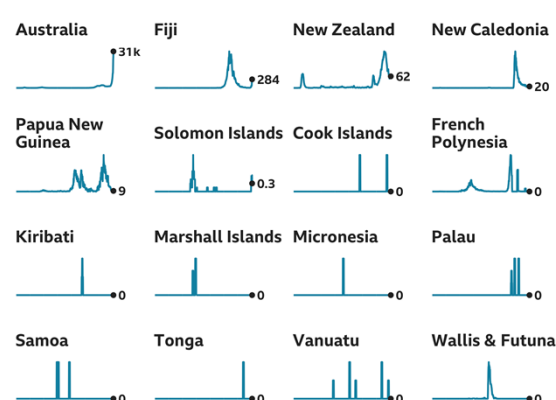
Note: Figures over the past ten days may be subject to reporting delays, or figures from multiple days being released together.

Source: Johns Hopkins University, national public health agencies



**Trend in confirmed cases in Oceania**

Seven-day averages from Jan 2020 to 3 Jan 2022, ordered by highest current values. Each country on its own scale.



Note: Figures over the past ten days may be subject to reporting delays, or figures from multiple days being released together.

Source: Johns Hopkins University, national public health agencies



**Oceania**

Australia is currently seeing its highest level of Covid cases ever. It has now lifted most restrictions in December, but Omicron has caused a surge in cases now averaging over 30,000 confirmed infections per day. Early in the pandemic, Australia and New Zealand were widely praised for their response to Covid. So far, Australia has seen over 500,000 confirmed cases and over 2,200 deaths, while New Zealand saw 14,000 cases and only 51 deaths.

MIAL has collaborated with various government departments to try to ensure advice to industry about the impacts of COVID 19, and measures imposed are designed to minimise spread of the virus, is delivered in a timely manner. Please find below links to each Australian state and territory COVID-19 travel information as correct at time of writing:

Victoria: <https://www.coronavirus.vic.gov.au/victorian-travel-permit-system#permit-zones>

New South Wales: <https://www.nsw.gov.au/covid-19/rules/border-restrictions>

Queensland: <https://www.qld.gov.au/health/conditions/health-alerts/coronavirus-covid-19/current-status/hotspots-covid-19>

Northern Territory: <https://coronavirus.nt.gov.au/travel/quarantine/hotspots-covid-19>

Western Australia: <https://www.wa.gov.au/organisation/covid-communications/covid-19-coronavirus-controlled-border>

South Australia: <https://www.covid-19.sa.gov.au/emergency-declarations/cross-border-travel>

Tasmania <https://coronavirus.tas.gov.au/travellers-and-visitors/coming-to-tasmania>

ACT: <https://www.covid19.act.gov.au/updates/covid-19-areas-of-concern>

Natalie Shaw  
Director Employment Affairs